

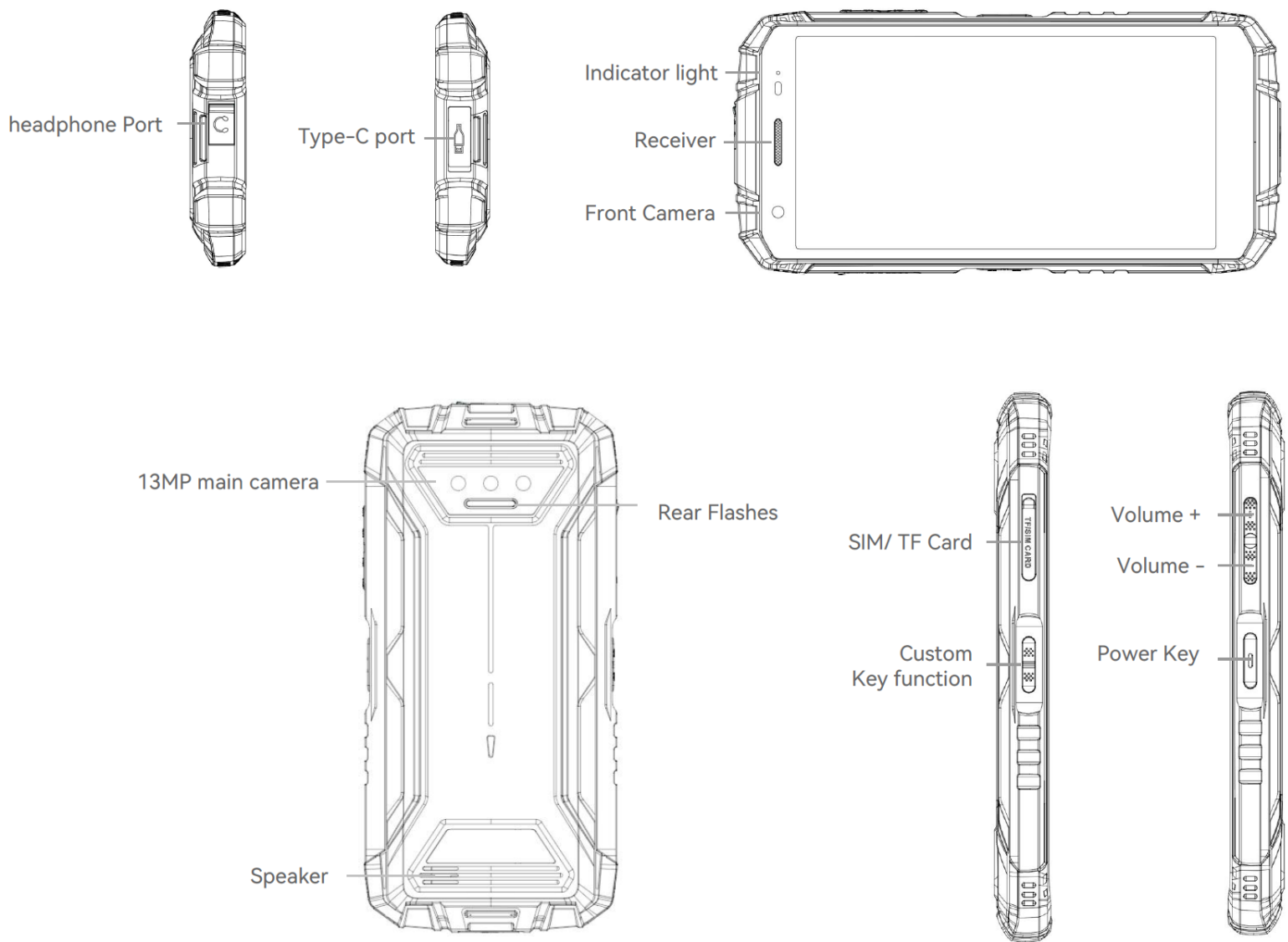
# DOOGEE

Doogee Mobile



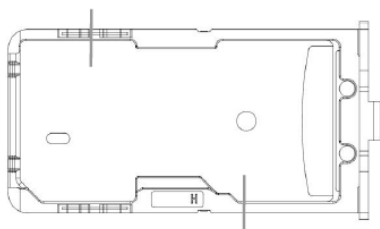
Model: S41T

User Manual

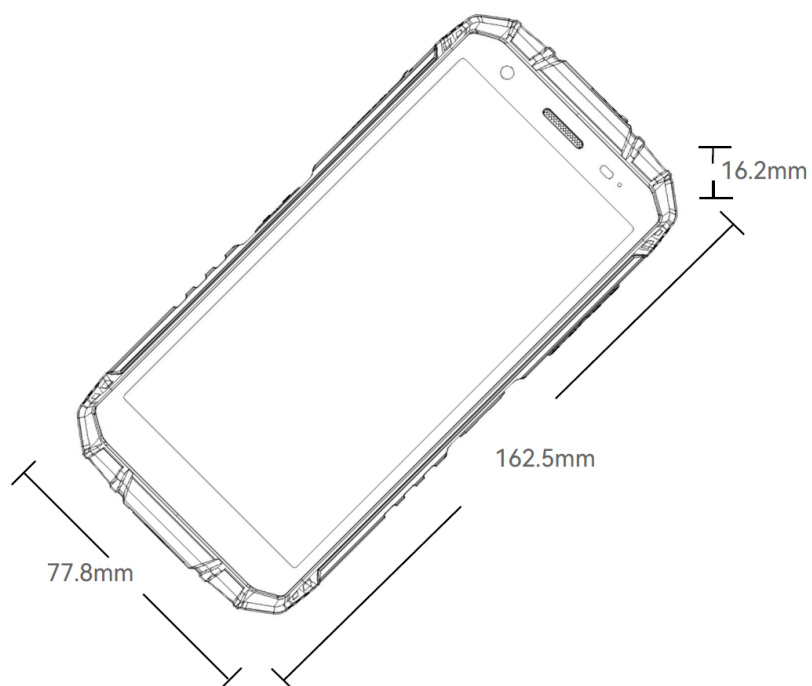


**Support nano SIM1 + nano SIM2 or nano SIM card + TF card**

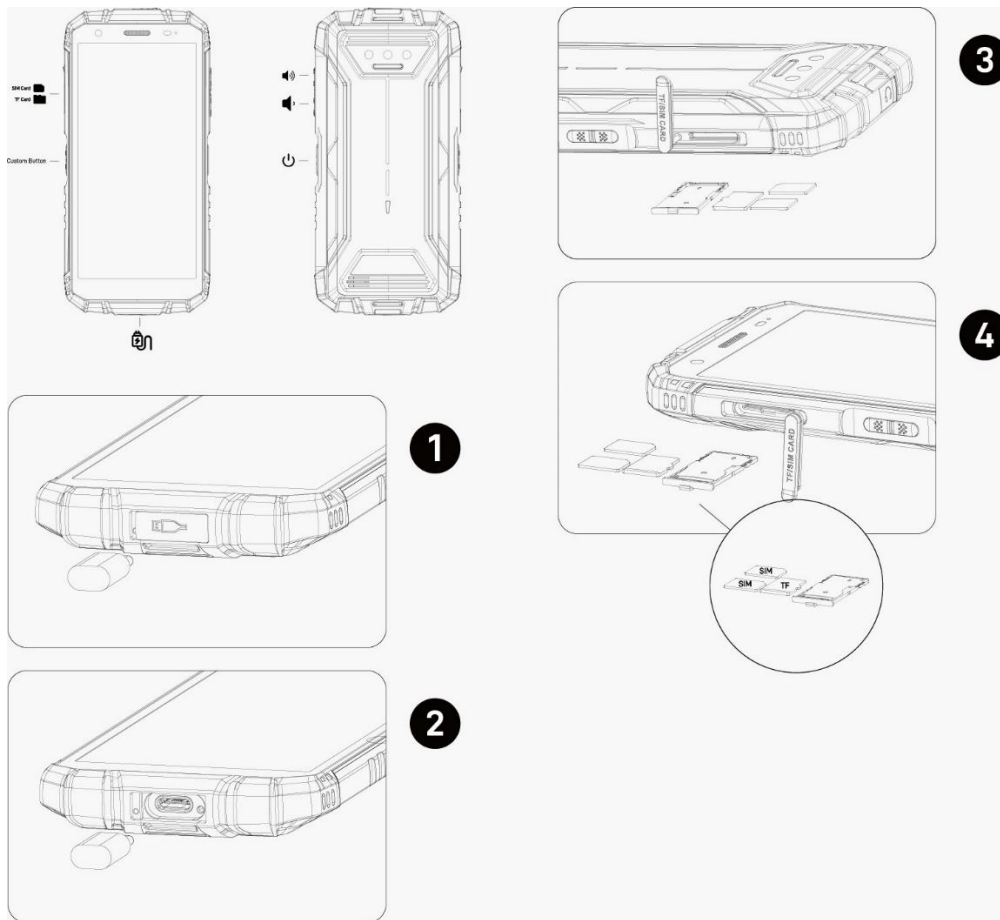
Nano-SIM1



Nano-SIM2/TF card



## How to insert the card



In order to make a call the DOOGEE S41T requires a SIM Card be inserted.

- Using the provided SIM tool Press the card pin end into the side hole and then the card tray ejects. Use the hooks side of the SIM tool to pull out the card tray.
- Place the Nano card and/or Memory card into the card tray. Make sure to align the card(s) based on the beveled angle and placed in the correct slot.
- Insert the card tray back into the device.


## This device has a non-removable battery

## How to boot



Press the power key  for 3-5 seconds to boot

## How to send SMS, MMS

### SMS – Text Message

- Open the Messages app.
- Select **Start chat**
- In the To Field Enter a tablet number or select one of your contacts.
- Select the Text message field and enter your text.
- Press  to send your message


### MMS – Multimedia Message Service

- When writing a SMS
- Select  to attach media to your message, it will automatically convert to an MMS. Select from images, videos or other files to attach them.
- Or select to take a new picture or video right away.
- Press  to send your message

## Language switching settings.

Go to the settings menu by selecting the  icon. Then select System, then Languages, then System Languages, Finally select Add a language. Find the desired language.

The system will automatically revert back to the Languages menu.

. Select the  icon after the language and drag it to the desired place to order your language list.



To prevent possible hearing damage. Do not listen at high volume levels for long periods.

## Important Safety Information

Read all safety information below before using your device:

- Despite being a Ruggedised product, your device is not impervious to conditions not tested in DOOGEE's controlled environment. Therefore DOOGEE recommends to keep your device dry and dust free whenever possible.
- Use of unauthorised cables, power adapters, or batteries can cause fire, explosion, or pose other risks .
- Use only authorised accessories which are compatible with your device.
- This device's operating temperature range is -10°C to 40°C. Using this device in an environment outside of this temperature range may damage the device.
- If your device is provided with a built-in battery, to avoid damaging the battery or the device. do not attempt to replace the battery yourself.
- Charge this device only with the included or authorised cable and Power adapter. Using other adapters may cause fire, electric and damage the device and the adapter.
- After charging is complete, disconnect the adapter from device and the power outlet.
- The battery must be recycled of separately from household waste. Mishandling the battery may cause fire or explosion. Dispose of or recycle the device, its battery and accessories according to your local regulations.
- Do not disassemble, hit, crush, or burn the battery. If the battery appears deformed or damaged, stop using it immediately
- Do not short circuit the battery, as this may cause overheating, burns, or other Injury.
- Do not place the battery in a high-temperature environment.
- Overheating may cause explosion.
- Do not disassemble, hit, or crush the battery, as this may cause the battery to leak, overheat, or explode.
- Do not burn the battery, as this may cause fire or explosion.

- User shall not remove or alter the battery. Removal or repair of the battery shall only be done by an authorised repair centre of the manufacturer.
- Do not try to repair the device yourself. If any part of the device does not work properly, contact DOOGEE customer support or bring your device to an authorised repair centre.
- Connect other devices according to their instruction manuals. Do not connect incompatible devices to this device.
- For AC/DC adapters, Use a socket-outlet that is near the equipment and be easily accessible.

## Safety Precautions

- Observe all applicable laws and rules restricting use of mobile phones in specific situations and environments .
- Do not use your phone at petrol stations or in any explosive atmosphere or potentially explosive environment, including fueling areas, below decks on boats, fuel or chemical transfer or storage facilities, or areas where the air may contain chemicals or particles such as grain, dust, or metal powders.
- Obey all posted signs to turn off wireless devices such as your phone or other radio equipment. Turn off your mobile phone or wireless device when in a blasting area or in areas requiring "two-way radios" or "electronic devices" to be turned off to prevent potential hazards.
- Do not use your phone in hospital operating rooms, emergency rooms, or intensive care units. Always comply with all rules and regulations of hospitals and health centers. If you have a medical device, please consult your doctor and the device manufacturer to determine whether your phone may interfere with the device's operation. To avoid potential interference with a pacemaker, always maintain a minimum distance of 15 cm between your mobile phone and the pacemaker. This can be done by using your phone with the ear on the opposite side to your pacemaker and not carrying your phone in a breast pocket. To avoid interference with medical equipment, do not use your phone near hearing aids, cochlear implants, or other similar devices.
- Observe all aircraft safety regulations and turn off your phone on board the aircraft when required.
- When driving a vehicle, use your phone in accordance with relevant traffic laws and regulations.

- To avoid being struck by lightning, do not use your phone outdoors during thunderstorms.
- Do not use your phone to make calls while it is charging.
- Do not use your phone in places with high humidity, such as bathrooms. Doing so may result in electric shock, injury, fire, and charger damage.

## Security Statement

Please update your phone's operating system using the built-in software update feature, or visit any of our authorised service outlets. Updating software through other means may damage the device or result in data loss, security issues, and other risks.

## EU Regulations



WEEE 

Special precautions must be taken to safely dispose of this product. This marking indicates that this product may not be discarded with other household waste in the EU.

To prevent harm to the environment or human health from inappropriate waste disposal, and to promote sustainable reuse of material resources, please recycle responsibly.

To safely recycle your device, please use return end collection systems or contact the retailer where the device was originally purchased.

To view our Environmental Declaration, please refer to the following link:

[www.doogee.cclpage/environment.html](http://www.doogee.cclpage/environment.html)

## CAUTION

RISK OF EXPLOSION IF BATTERY IS REPLACED BY AN INCORRECT TYPE. DISPOSE OF USED BATTERIES ACCORDING TO INSTRUCTIONS.

## RED Declaration of Conformity Shenzhen DOOGEE Hengtong

Technology CO.,LTD hereby declares that this GSM/GPRS/WCDMA/LTE Digital Mobile Phone with Bluetooth and WI-FI M2101K7AG is in compliance with the essential requirements and other relevant provisions of the RE Directive 2014/53/EU. The full text of the EU declaration of conformity is available at the following Internet address:

[www.doogee.co/page/certification.html](http://www.doogee.co/page/certification.html)

## RF Exposure Information(SAR)

This device is in compliance with Specific Absorption Rate ( SAR ) limits for general population/uncontrolled exposure (Localised 10-gram SAR for head and trunk, limit: 2.0W/kg) specified in Council Recommendation 1999/519/EC, ICNIRP Guidelines, and RED (Directive 2014/53/EU).

During SAR testing, this device was set to transmit at its highest certified power level in all tested frequency bands and placed in positions that simulate RF exposure during use against the head no separation and near the body with a separation of 5 mm.

SAR compliance for body operation is based on a separation distance of 5 mm between the unit and the human body. This device should be carried at least 5 mm away from the body to ensure RF exposure is compliant or lower than the reported level. When attaching the device near the body, a belt clip or holster should be used which does not contain metallic components and allows a separation of at least 5 mm to be maintained between the device and the body. RF exposure compliance was not tested or certified with any accessory containing metal worn on the body, and use of such an accessory should be avoided.

## CE Certification Information (Highest SAR)

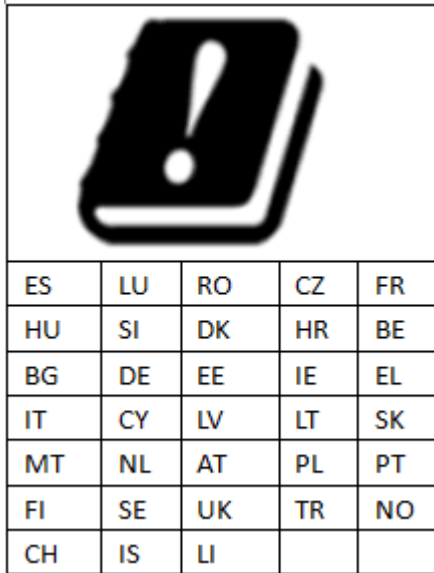
SAR 10g limit: 2.0 W/Kg

SAR value: Head 0.92 W/Kg, Body: 1.95 W/Kg (5 mm distance).



## Legal Information

This device may be operated in all member states of the EU. Observe National and local regulations where the device is used. This device is restricted to indoor use only when



## Frequency Bands and Power

This mobile phone offers the following frequency bands in EU areas only and maximum radio-frequency power:

GSM900: 35dBm

GSM1800: 32dBm

WCDMA 900/2100: 25.7dBm

LTE band 1/3/7/8/20/28/38/40: 25.7dBm

Bluetooth: 20dBm

Wi-Fi 2.4GHz band: 20dBm

Wi-Fi 5GHz: 5180 to 5210MHz: 23dBm, 5745 to 5825MHz: 14dBm

## Disclaimer

This user guide is published by DOOGEE or its local affiliated company. Improvements and changes to this user guide necessitated by typographical errors, inaccuracies of current information, or improvements to programs and/or equipment, may be made by DOOGEE at any time and without notice. Such changes will, however, be incorporated into new online editions of the user guide (please see details at [www.doogee.cc/page/manual.html](http://www.doogee.cc/page/manual.html) ).

All Illustrations are for Illustration purposes only and may not accurately depict the actual device.

## For Our Australian Customers:

### Specific Absorption Rate (SAR) Safety

This device has been designed to comply with applicable safety requirements for exposure to radio waves. These requirements are designed for the safety of all persons and follow scientific guidelines, which include safety margins.

- The radio wave exposure guidelines employ a unit of measurement known as the Specific Absorption Rate or SAR. Tests for SAR are conducted using standardised methods, with the device transmitting at its highest certified power level in all used frequency bands.
- This device is designed and manufactured not to exceed the emission limits for radio frequency (RF) energy exposure.
- This device is in compliance with the Specific Absorption Rate (SAR) for general population or uncontrolled exposure limits (2.0W/kg and 4.0W/kg) specified in Council Recommendation 1999/519 EC and had been tested in accordance with the measurement methods and procedures specified in EN 62209- 1:2016 and EN 62209-2:2010+AMD1:2019.
- The highest SAR value for this model tested for use when worn on the body is 0.630 W/kg (10 g) and when used at the head it is 1.482 W/kg (10g).
- This device meets RF exposure guidelines when used in the normal position at least 5 mm away from the body.

When a carry case, belt clip or holder is used for body-worn operation, it should not contain metal and should position the product at least 5 mm away from your body. Ensure the above separation distance instructions are followed.

NOTE: DOOGEE or the manufacturer is not responsible for any radio or TV interference caused by unauthorised modifications to the Product. Such modifications could void the user's authority to operate the equipment.

Data transmission is always initiated by software, which is passed down through the MAC, digital and analog baseband, and RF chip. The MAC initiates several special packets. These are the only ways the digital baseband portion will turn on the RF

transmitter, which then turns off at the end of the packet. Therefore, the transmitter will be on only while one of the aforementioned packets is transmitted. In other words, this device automatically discontinues transmission in case of either absence of information to transmit or operational failure.

## Charging and discharging temperature range

The recommended charging and discharging temperature range of this device is 0~45°C.

## Recommended Charger Details:

Model: HJ-PD33W-AU

Charger Power Output (Variable): 5.0V3A (15W), 9.0V3A (27W), 12v2.75A(33W)

## Australian Consumer Law

Our goods and services come with guarantees that cannot be excluded under Australian Consumer Law. For major failures with the service, you are entitled to:

Cancel your service contract with us, and refund for the unused portion, or reimbursement for its reduced value. You are also entitled to choose a refund or replacement for major failures with goods.

If a failure with the goods or a service does amount to major failure, you are entitled to have the failure rectified in a reasonable time. If this is not done, you are entitled to a refund for the goods and to cancel the contract for the service and obtain a refund of any unused portion. You are also entitled to reimbursement for any other reasonably foreseeable loss or damage from a failure in the goods or service.



[www.dogee.com.au](http://www.dogee.com.au)

This user manual is for reference only.

The actual product features and images may vary slightly from those shown.

Please refer to the physical product for accuracy.